





Safer Communities Scorecard





Generated on: 23 July 2009

Sort	Short Name	2008/09	Q1 2009/10		2009/10		Traffic Light Icon	Long Term Trend Arrow	Latest Note	Linked Actions Code & Title	Linked Actions Progress	Linked Actions Latest Note
			Value	Target	Value	Target						
		Value	Target	Value	Target							
NI 15	No. of recorded most serious violent crimes	414	129	100	129	397		↓	Changes in the classification of most serious violence offences continue to play a part in performance: -Gun crime and knife crime now include where an object was; perceived, intimidated or used. -The BIU and CST will be carrying out further analysis of the 129 most serious violence incidents (in the FY to date) to identify what proportion include the actual use of a weapon. A suitable response will be developed on the basis of this analysis. The analysis will be complete by 29th July 2009 -Similar (albeit less significant) increases in GBH and ABH have been experienced during April and May in previous years.	PP01_B09_OB0 403 Deliver targeted interventions based on localised mapping - ongoing	100 %	All software and training complete. Mapping technology being used proactively to target localised areas disproportionately affected by priority crime with recommendations for action on a quarterly basis. This is helping to inform and steer local priority setting as well as problem-solving activity
NI 16	Serious acquisitive crime rate (per 1000 population – lower score is favourable)	36.6	8.0	9.0	8.0	37		↑	Significant partnership activity and investment in burglary is achieving results. Theft from Motor Vehicles has improved performance. Robbery remains a concern (see stretch target below)	PP01_B09_OB0 403 Deliver targeted interventions based on localised mapping - ongoing	100%	All software and training complete. Mapping technology being used proactively to target localised areas disproportionately affected by priority crime with recommendations for action on a quarterly basis. This is helping to inform and steer local priority setting as well as problem-solving activity






Sort	Short Name	2008/09	Q1 2009/10		2009/10		Traffic Light Icon	Term Trend	Latest Note	Linked Actions Code & Title	Linked Actions Progress	Linked Actions Latest Note
		Value	Value	Target	Value	Target						
NI 111	First time entrants to the Youth Justice System aged 10-17	2136	79	106	79	423	 	<p>Quarter 1 performance shows a 25% reduction in the number of entrants.</p> <p>The YJB will not be using YOT figures to calculate these figures in future returns. Police data will be used in its place however; we have no date when this is likely to commence as yet.</p>	<p>PP01_B09_OB0201 Set up Triage system to divert children and young people from the criminal justice system.</p> <p>PP01_B09_OB0202 Ensure YOS staff are prepared for the introduction of the Youth Rehabilitation Order (YRO) in November 2009</p> <p>PP01_B09_OB0203 Deliver key actions from the JAR in relation to safeguarding children and young people</p>	<p>100 %</p> <p>100 %</p> <p>100 %</p>	<p>Triage project is underway and being overseen the YOS Prevention Team. Two workers have been recruited</p> <p>YRO Training has taken place. Implementation group established. All staff aware and timing is on track</p> <p>Actions for YOS relate to the Triage project that is underway (see PP01_B09_OB0201) set up Challenge and Support project – done; set up Intensive intervention project with Catch 22 – done; roll our restorative approaches – continuing; undertake child protection training – 3 courses held and under way; carry out file audit – one completed; negotiate</p>	

Sort	Short Name	2008/09	Q1 2009/10		2009/10		Traffic Light Icon	Long Term Trend Arrow	Latest Note	Linked Actions Code & Title	Linked Actions Progress	Linked Actions Latest Note
		Value	Value	Target	Value	Target						
NI 21	Dealing with local concerns about anti-social behaviour and crime issues by the local council and police	28.2%	Not measured for Quarters		32%	-	-	Final published Place Survey result from Communities and Local Government. Targets for 2009/10 and 2010/11 are now set.	PP01_B09_OB0401 Dealing with local concerns about anti-social behaviour	100 %	enhanced access to Framework I – underway Policy Officer for engagement and confidence recruited from March. Delivery plan for NI 21 agreed. Place Survey and Residents' survey results to be analysed and used. Good news stories to be publicised. PMG to monitor actions across theme boards that impact on this target with effect from July 09. Delivery of actions = 100% but perception measurements can be unreliable.	
NI 35	Building resilience to violent extremism	2	Not measured for Quarters		3	-	-		PP01_B09_OB0402 Implement a programme of intervention for NI21 PP01_B09_OB0601 Ensure Muslim Women's Engagement	100 % 75 %	See comments entered for action PP01_B09_OB0401- <i>Dealing with local concerns about anti-social behaviour</i> on 15/07/09 Project plan agreed. Success will depend on identifying a Council Lead e.g. Equalities	

Sort	Short Name	2008/09	Q1 2009/10		2009/10		Traffic Light Icon	Term	Trend	Latest Note	Linked Actions Code & Title	Linked Actions Progress	Linked Actions Latest Note
			Value	Target	Value	Target							
NI 39	Rate of Hospital Admissions per 100,000 for Alcohol Related Harm	NA	NA	NA	NA	1654	-	-		<p>This is measured by progress from Level 1 to Level 3. Haringey is currently at level 2 and target is to reach 3 by year end</p> <p>Self evaluation has been completed and average score submitted to DCLG Data Interchange Hub.</p> <p>No data available for 2008/09 - waiting to hear back from North West Public Health Observatory (NWPHO) on timetable for this. Still awaiting Analysis of Alcohol Attributable Hospital Episode statistics (HES) data to identify numbers and trends to commence, this is due to changes in calculations from the Department of Health. There is a delay in the 2007/08 HES final figures. This is due presently, with the alcohol related admissions published shortly</p>	<p>Project is delivered PP01_B09_OB0602 Commission work with Muslim youth and women's groups to prevent violent extremism.</p> <p>PP01_B09_OB0603 Develop a corporate understanding of the issues and threats</p> <p>PP01_B09_OB0103 Develop a proposal to reduce hospital admissions based on results of data analysis.</p>	<p>100 %</p> <p>25 %</p> <p>25 %</p>	<p>Work commissioned</p> <p>Work has started but success will require in-depth understanding through regular and detailed involvement by senior Council management (currently with ACE) - QT1 = 25% but with commitment will be 100% by year end.</p> <p>Data has been analysed and significant investment needs to be made to reach this target. There is 100K new investment from the ABG for 2009/10 however we still await any indication of any new resources available from the PCT to meet this target.</p>

Sort	Short Name	2008/09	Q1 2009/10		2009/10		Traffic Light Icon	Long Term Trend Arrow	Latest Note	Linked Actions Code & Title	Linked Actions Progress	Linked Actions Latest Note
		Value	Value	Target	Value	Target						
NI 40	Number of drug users recorded as being in effective treatment	Not available	1045 (-12%)	+8%	1045 (-12%)	(-6%)			<p>Latest performance data covering March 2008- February 2009 =1045 problematic drug users (PDUs) in effective treatment (ET). This is a 12% increase on 2007/08 baseline. Please note that due to the way this target is calculated the performance level can go down as well as up. However, continued growth at this rate will result in a more challenging target 09/10 and 10/11 against projected cuts in the Pooled Treatment Budget.</p> <p>The 2008/09 outturn will not be available until August 2009</p>	PP01_B09_OB0101 Increase the number of problematic drug users entering and being retained in treatment	100 %	Problematic drug users are being reached and placed into treatment.
L0036 Stretch	Personal Robberies	997	282	No Q1 target set	282	1,669 (without stretch) 1,557 (with stretch)			<p>The robbery squad have highlighted a problem with increased false allegations of robbery where individuals are attempting to upgrade to iphones.</p> <p>The CST will be working with the National Mobile Phone Crime Unit to look into this further.</p> <p>Note: The stretch was based on projected figures and this has already been exceeded. The stretch target is 1,557 offences which is a 6.7% reduction on the 1,669 - or 122 fewer offences.</p>			
L0123 LAA Local	Victim Support Services for children & young people - No.of 1:1 appointments		Not measured for Quarters				-	-	Progress is on track end Qtr 1			

Sort	Short Name	2008/09	Q1 2009/10		2009/10		Traffic Light Icon	Term Trend	Latest Note	Linked Actions Code & Title	Linked Actions Progress	Linked Actions Latest Note
			Value	Target	Value	Target						
L0124 Stretch	Increase the proportion of incidents of domestic violence which result in sanction detections (2007-2010 stretch target)	850	176	139	176	813			Stretch target ends in March 2010			
L0125(LAA Local)	Repeat victimisation of domestic violence (2007-2010 stretch target)	273	106	NA	106	125 (without reward) 111 (with reward)			A new baseline of 142 has been agreed with GOL. Using this baseline DV repeats is set to exceed (or meet) the agreed targets. Quarter 1 performance as of the end of June 2009 (covering the 12 month period July 2008 - June 2009) is 106 repeat DV victims . Note: This is a rolling annual return and represents the number of repeat victims in a 12-month period. On average there were 108 repeat victims during Q1 2009.			
NI 117	16 to 18 year olds who are not in education, employment or training (NEET) (2007-2010 stretch target)	6.8%	7.6%	10.4%	7.7%	10.4%			2009 Q1 figures are currently unavailable. Figures shown are for May 2009. Data is collected a month in arrears. 1. The May 09 NEET level was 7.7% which compares with 7.6% last month and 8.4% last May; it is comfortably below the 2010 NEET target. 2. The actual number of NEETS this month is 288. This represents an decrease of 16 (5%) compared with last month and an increase of 52 (24%) compared with last May (within a cohort 7% down on last May). The relatively large increase in the actual number of NEETS compared with last May is a result of the very significant drop			

Sort	Short Name	2008/09	Q1 2009/10		2009/10		Traffic Light Icon	Long Term Trend Arrow	Latest Note	Linked Actions Code & Title	Linked Actions Progress	Linked Actions Latest Note
		Value	Value	Target	Value	Target						
NI 140	Fair treatment by local services	60.8%	Not measured for Quarters		62.6%		 	in the Not Knowns over the same period. Final published Place Survey result from Communities and Local Government. . Targets for 2009/10 and 2010/11 are now set.				
NI 17	Perceptions of anti-social behaviour	28.3%	Not measured for Quarters		30%		 	Final published Place Survey result from Communities and Local Government.				
NI 6	% of people who take part in formal volunteering at least once a month.	21%	Not measured for Quarters		22.7%	-	-	Final published Place Survey result from Communities and Local Government. Targets for 2009/10 and 2010/11 are now set.				
NI 7	Environment for a thriving third sector	18.9%	Not measured for Quarters		21.9%	-	-	No target was set for 2008/09, this performance will act as baseline for future years. Targets for 2009/10 and 2010/11 are now set.				
QoL23 NI 4	% of people who feel they can influence decisions in their locality	40.3%	Not measured for Quarters		42.9%	 -	-	Final published Place Survey result from Communities and Local Government. Targets for 2009/10 and 2010/11 are now set.				